



# HM-10 Headmic™

# USER GUIDE

Congratulations on purchasing the NADY HM-10 ultra small condenser headset microphone. Optimally designed for singing and speech applications, the HM-10's small size and light weight make it ideal for all hands-free use with minimum visibility. Perfect for singers/musicians (drummers, keyboardists), vocal/dance performers, DJ's, television announcers, public speakers, and aerobics instructors.

## STANDARD ITEMS SUPPLIED

- HM-10 headmic with small foam windscreen
- Additional medium and large foam windscreens
- Extra boom assembly
- User guide
- Warranty card

## OPTIONAL ACCESSORIES

- XM-10 — Mini-XLR to XLR phantom power adaptor (converts 48V phantom power to 5V-10V DC)
- HM-CC1 — Plastic headmic carrying case

## FEATURES

- Wide bandwidth, omni-directional electret condenser mic ensures clean transparent audio and enhanced vocal pickup with improved gain before feedback
- Durable, thin metal frame can be easily molded to any user
- Ergonomic design and comfortable fit with or without glasses, hats, or headphones (also no hairstyle hindrance)
- Tiny capsule with diameter of 5.0 mm for lightest weight and hours of comfortable use
- Three sizes of foam windscreen included to reduce wind and popping noise
- Extendable boom fully adjustable 100 degrees for optimum mic capsule placement
- Available with Mini-XLR or 3.5mm phono plug for wired and wireless applications (fits most standard wireless bodypack transmitters)
- Choice of black or beige color
- Low voltage Phantom Power required

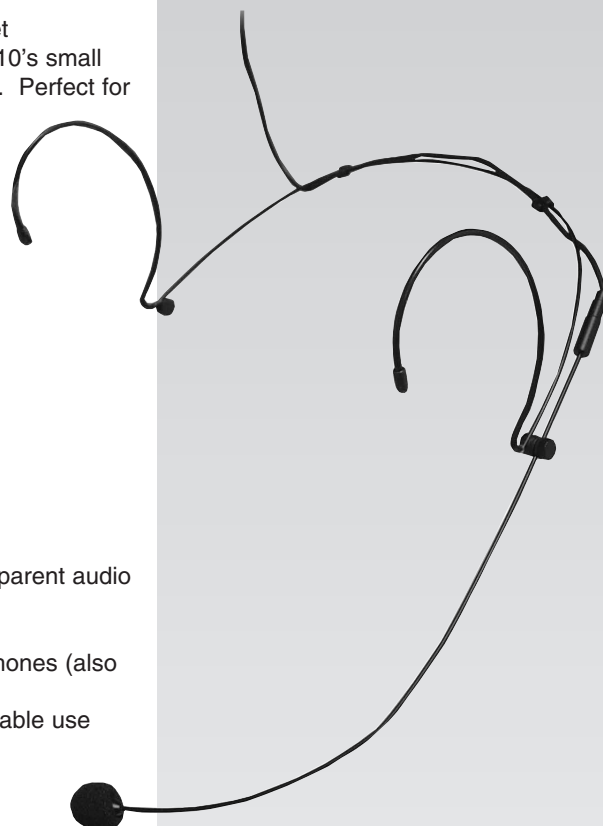
## USE & CARE

The headset's arch-shaped rests are placed over each ear and the remainder of the band extends around the back of the head just above the neck. The tip of the supporting arches rests on the temple just in front of the ear providing the necessary stability during use. The mic boom descends from the ear on the left side.

Carefully loosen the boom by unscrewing the assembly one-quarter turn. Place the microphone capsule close to the mouth to a favorable audio position. Tighten the boom assembly. Bend the boom and headset slightly for optimum fit.

Connect the Mini-XLR or 3.5mm phono plug of the microphone cable to the input jack of the bodypack transmitter or power supply adaptor. When using a power supply adaptor, connect it to the microphone input of an audio preamp that provides phantom power.

The entire HM-10 assembly has been moisture-proofed to guard against deterioration during use. After use in a high moisture application such as aerobics or a stage performance, remove the foam screen, wipe the headset with a dry soft cloth and permit it to air-dry. Do not store the unit in a closed space (e.g., a plastic bag) until all moisture has evaporated, and avoid conditions of extremely high humidity. This will help maintain the HM-10's excellent performance. While the HM-10 is not unusually sensitive to the outside environment, extremes in temperature can be harmful. Avoid, for example, leaving the microphone in direct sunlight for long periods of time.

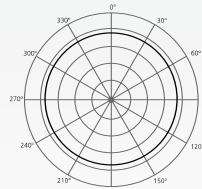
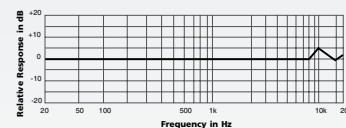


## SPECIFICATIONS

**Element:** Back electret condenser  
**Polar pattern:** Omni-directional  
**Frequency Response:** 20Hz~20KHz  
**Sensitivity:** -42±3dB  
**Output impedance:** 1KΩ±5%  
**SPL max:** 130dB  
**Power Supply:** 1.5-10V D.C.  
**Cable:** 1.5mm  
**Wiring:** GND = Pin 1, Hot (+) = Pin 3 ⇒ 2KΩ ⇒ Pin 2  
**Weight:** 1.65 oz. (23g)  
**Mic Dimension:** .197" (5 mm)  
**Output connector:** 3pin mini XLR connector

*Specifications and design subject to change for improvement purposes without prior notice.*

## FREQUENCY RESPONSE & POLAR PATTERN



## SERVICE FOR YOUR NADY AUDIO PRODUCT

(U.S.) Should your NADY AUDIO product require service, please contact the Nady Service Department via telephone at (510) 652-2411, or e-mail to [service@nady.com](mailto:service@nady.com).

(International) For service, please contact the NADY AUDIO distributor in your country through the dealer from whom you purchased this product.



**NADY SYSTEMS, Inc.**  
6701 Shellmound Street  
Emeryville, California 94608  
Phone: 510.652.2411 • Fax: 510.652.5075  
[www.nady.com](http://www.nady.com)